

A collage of diverse families smiling and interacting. The text "covering kids & families" is overlaid in the center. The word "covering" is underlined. The word "kids" has the letter "i" in green and "d" in red. The word "families" is in blue. The background shows various people of different ethnicities and ages, including children and adults, in a warm and joyful setting.

covering kids
& families



covering kids
& families

State of the Region: Families Access to Health Coverage in the South

October 20-22, 2004
Louisiana Site Visit

Purpose and Review

- Discussion of the What, Who and Why
- Where the Southern States are in Terms of Policies and Procedures for Public Coverage
- CKF Grantees in the South and their Role in Reducing the Number of Uninsured

Profile of the Uninsured (National Statistics)

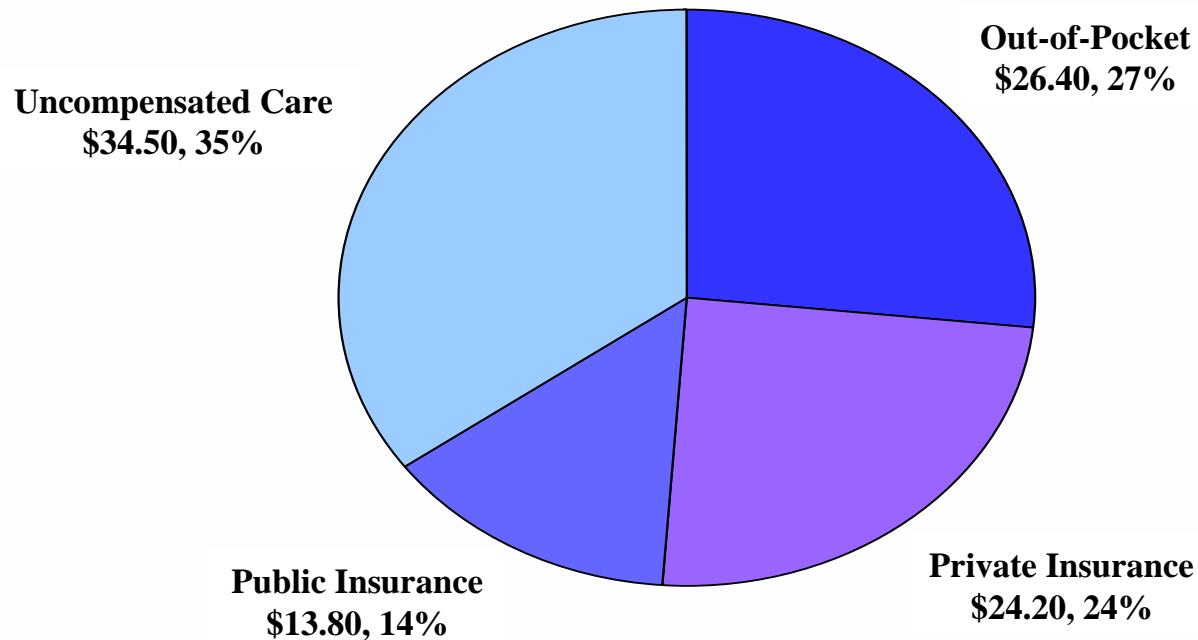
- 64% have lower family incomes
- 80% are non-elderly adults
- 50% are racial and ethnic minorities
- 70% have at least one full-time worker in family
- 60% are employed in small firms (<100)

Source: The Kaiser Commission on Medicaid and the Uninsured, *Health Insurance Coverage in America, 2002 Data Update*

covering kids
& families

Amount and Sources of Payments for Care Received by Full-Year and Part-Year Uninsured

In Billions of Dollars (2001)

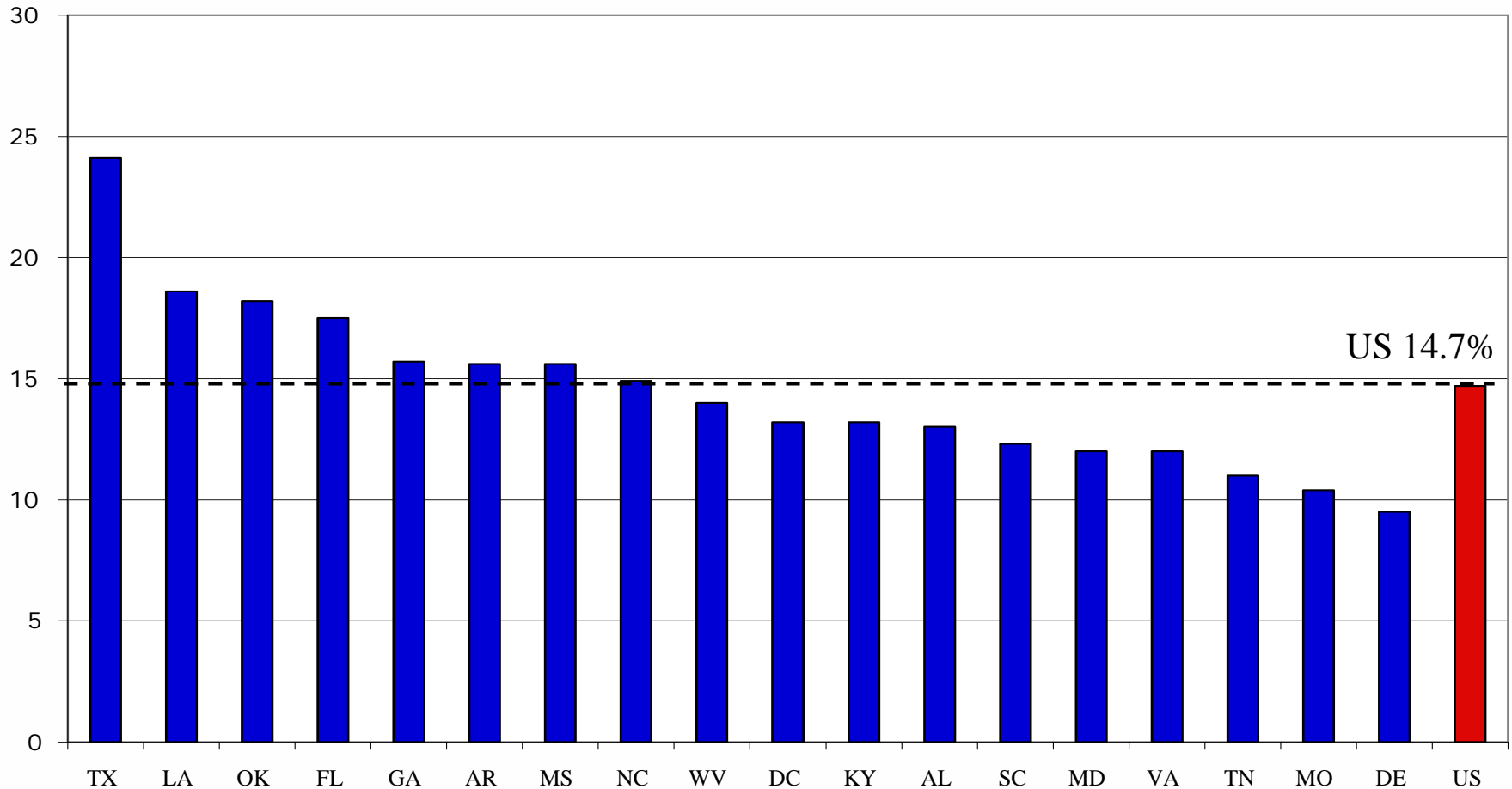


Total = \$98.9 Billion

Source: Presentation by Jack Hadley and John Holahan, The Urban Institute, supported by the Kaiser Commission on Medicaid and the Uninsured's "Cost of Not Covering the Uninsured Project," February 2003.

covering kids
& families

Estimate of Uninsured People for the Entire Year, Three Year Average 2000-2002

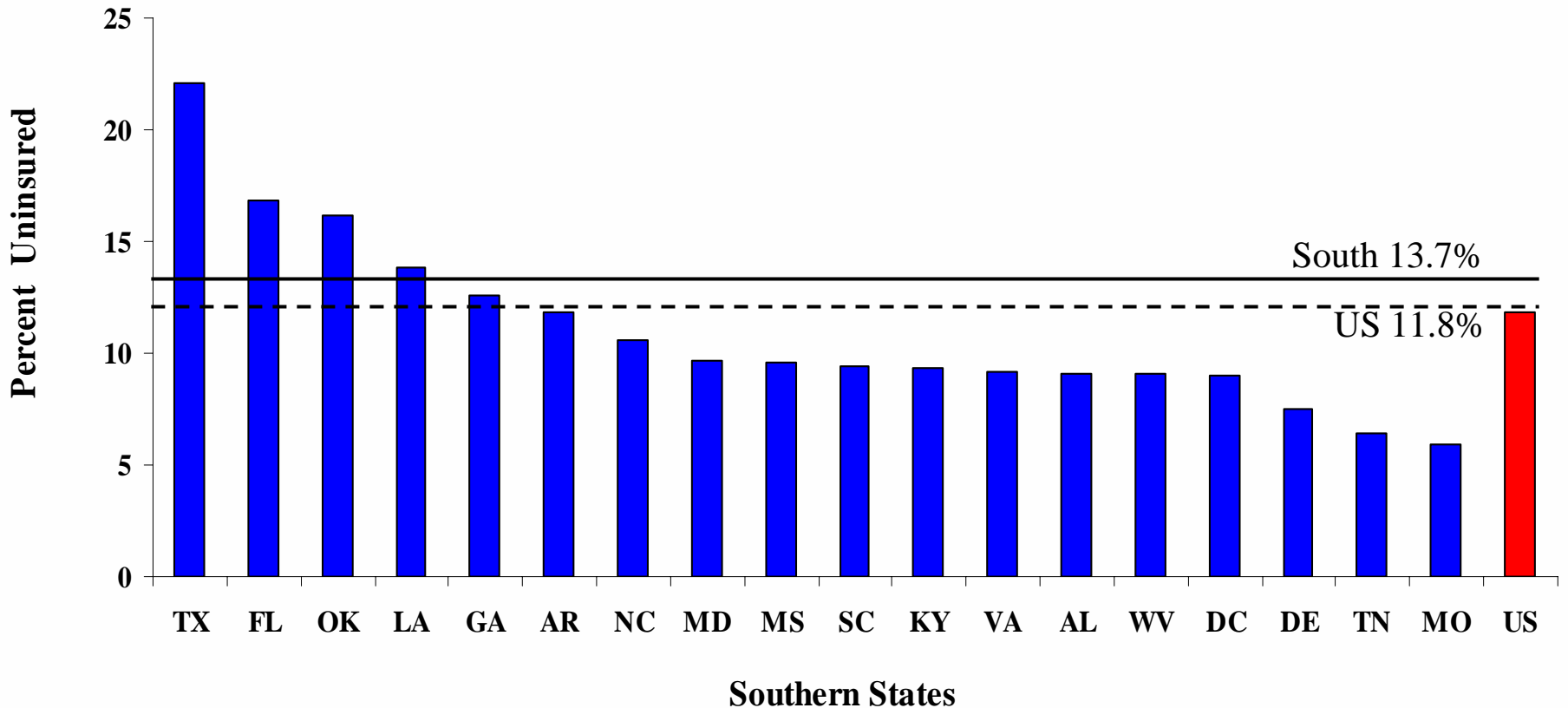


Southern States

Source: U.S. Census Bureau, Current Population Survey, 2001, 2002 and 2003 Annual Social and Economic Supplements. Data are three year averages of 2001, 2002 and 2003.

covering kids
& families

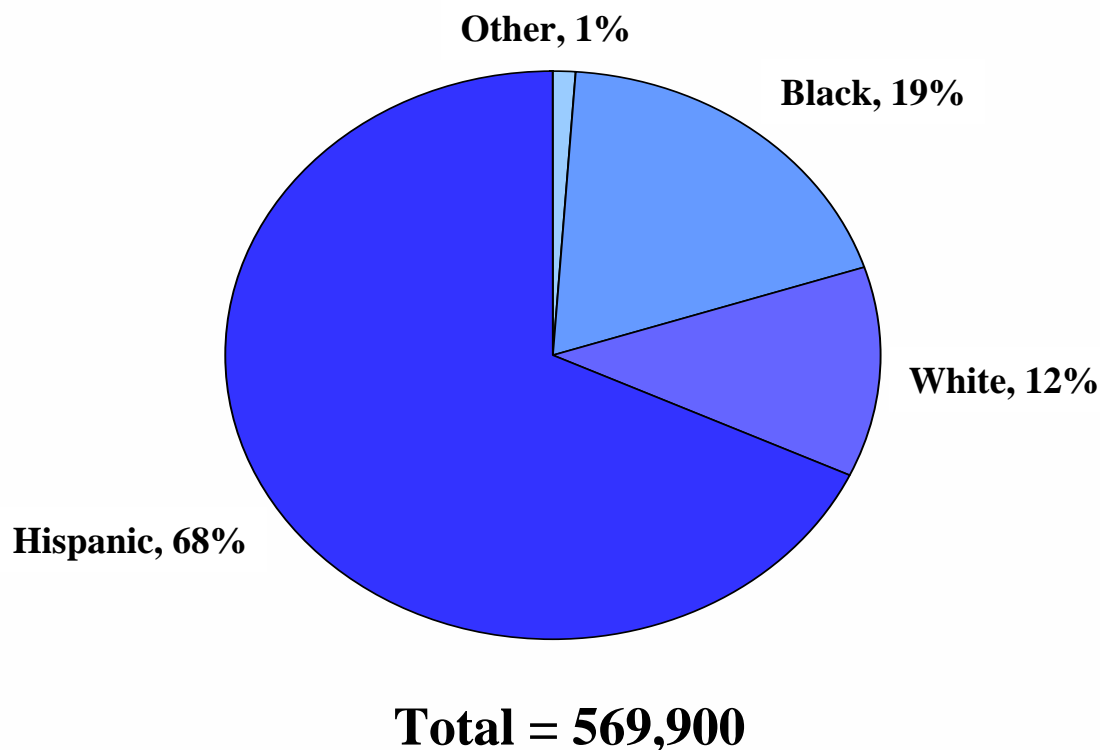
Estimate of Uninsured Children Ages 0-18, Two Year Average 2000-2001



Source: State Health Access Data Assistance Center, University of Minnesota School of Public Health, using data from the United States Census Bureau's Current Population Survey, December 2002.

covering kids
& families

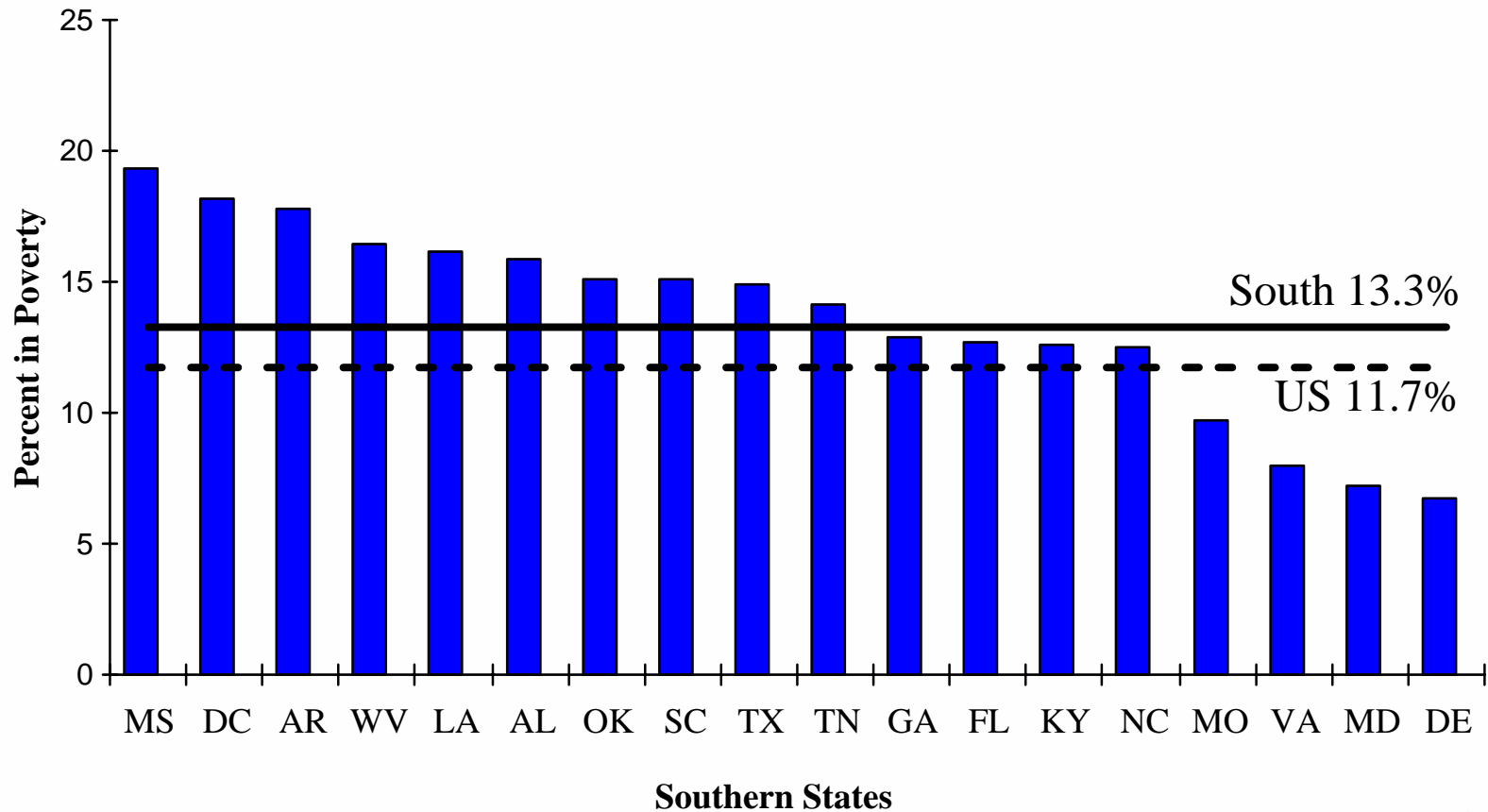
Two-Thirds of Uninsured Children in Fair or Poor Health Are Hispanic



Source: The Urban Institute's 2002 National Survey of America's Families. "White" and "black" include non-Hispanics only; "Hispanic" includes all races. "Other" includes Asian/Pacific Islanders and American Indian/Alaska Natives. Children are age 17 and younger. Race, Ethnicity, and Health; Kenneth Finegold, Laura Wherry; *Snapshots III*, No.20.

covering kids
& families

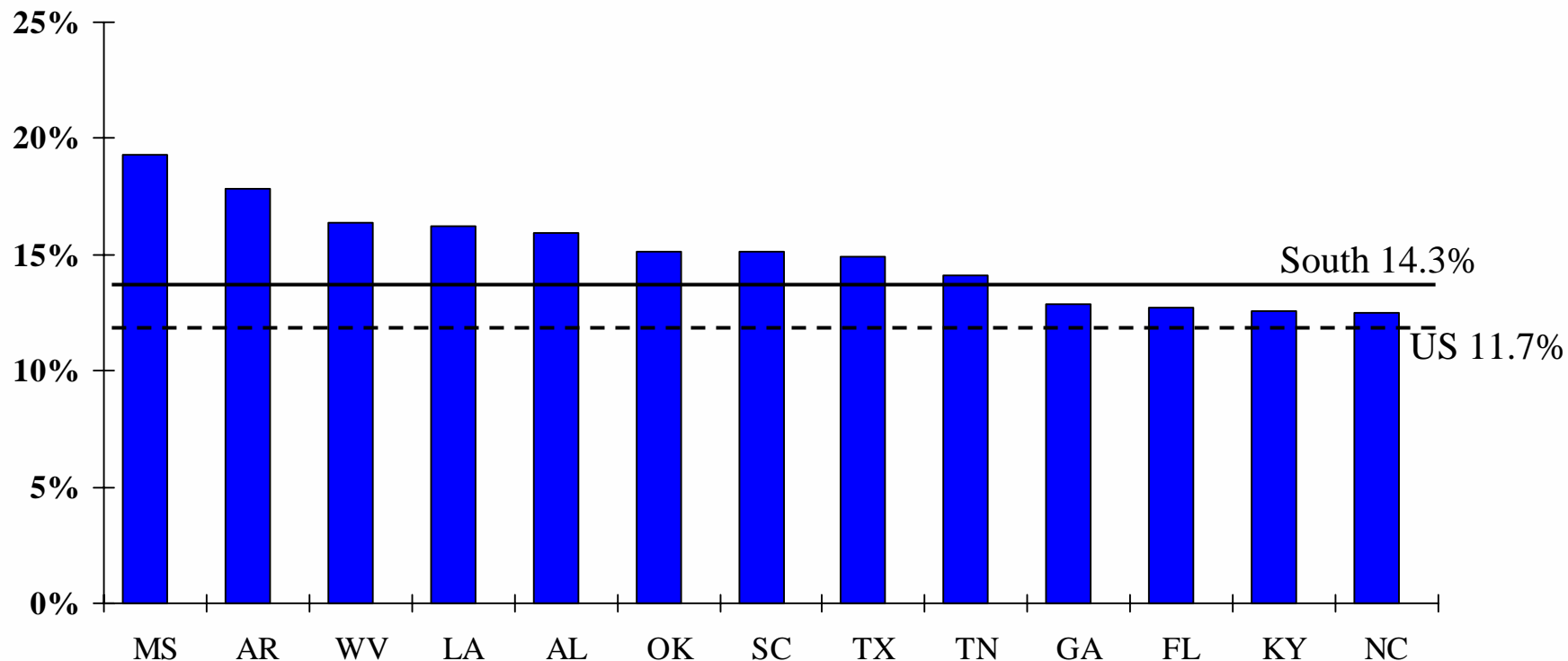
Living Standards: Individual Poverty Rates



Calculated from the Bureau of Labor Statistics and Census Bureau's Annual Demographic Survey, 2002

covering kids
& families

Living Standards: Individual Poverty Rates, Excluding Some Southern Region Border States

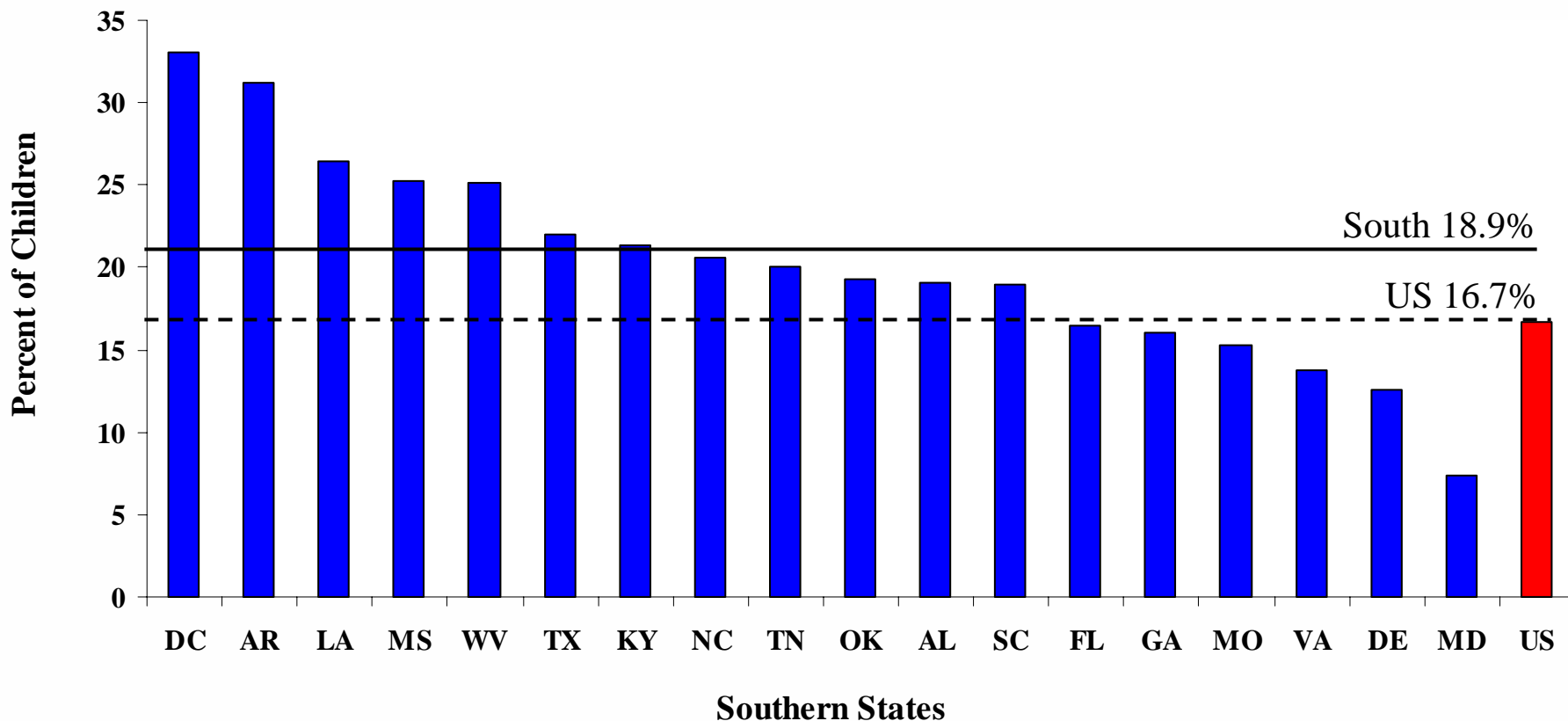


Calculated from the Bureau of Labor Statistics and Census Bureau's Annual Demographic Survey, 2002

*Excludes Delaware, Washington D.C., Maryland, Missouri and Virginia

covering kids
& families

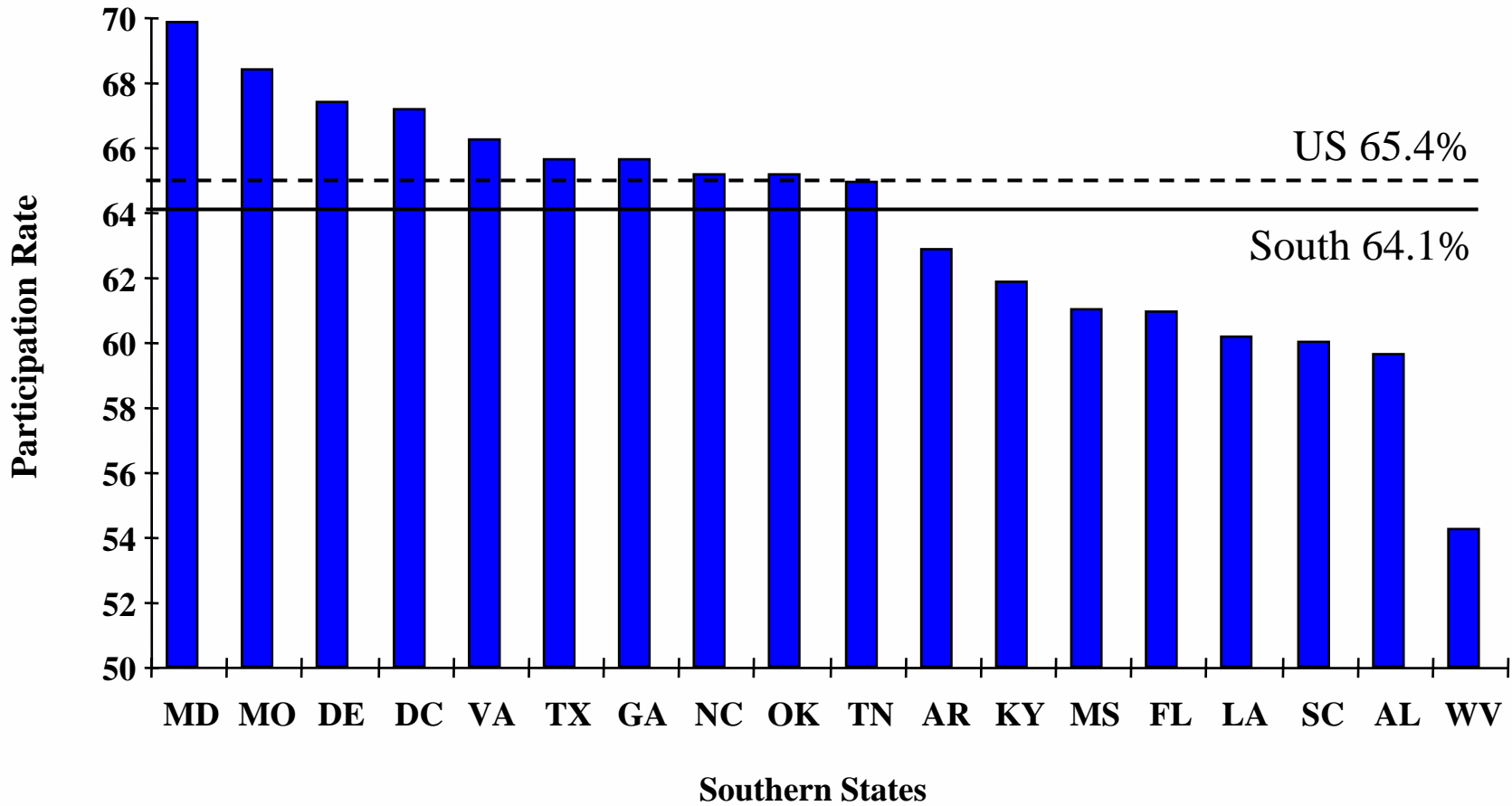
Percent of Children Under the Age of 18 in Poverty, 2002



Source: US Census Bureau, Current Population Survey, March 2003, Table POV46. Poverty Status by State in 2002.

covering kids
& families

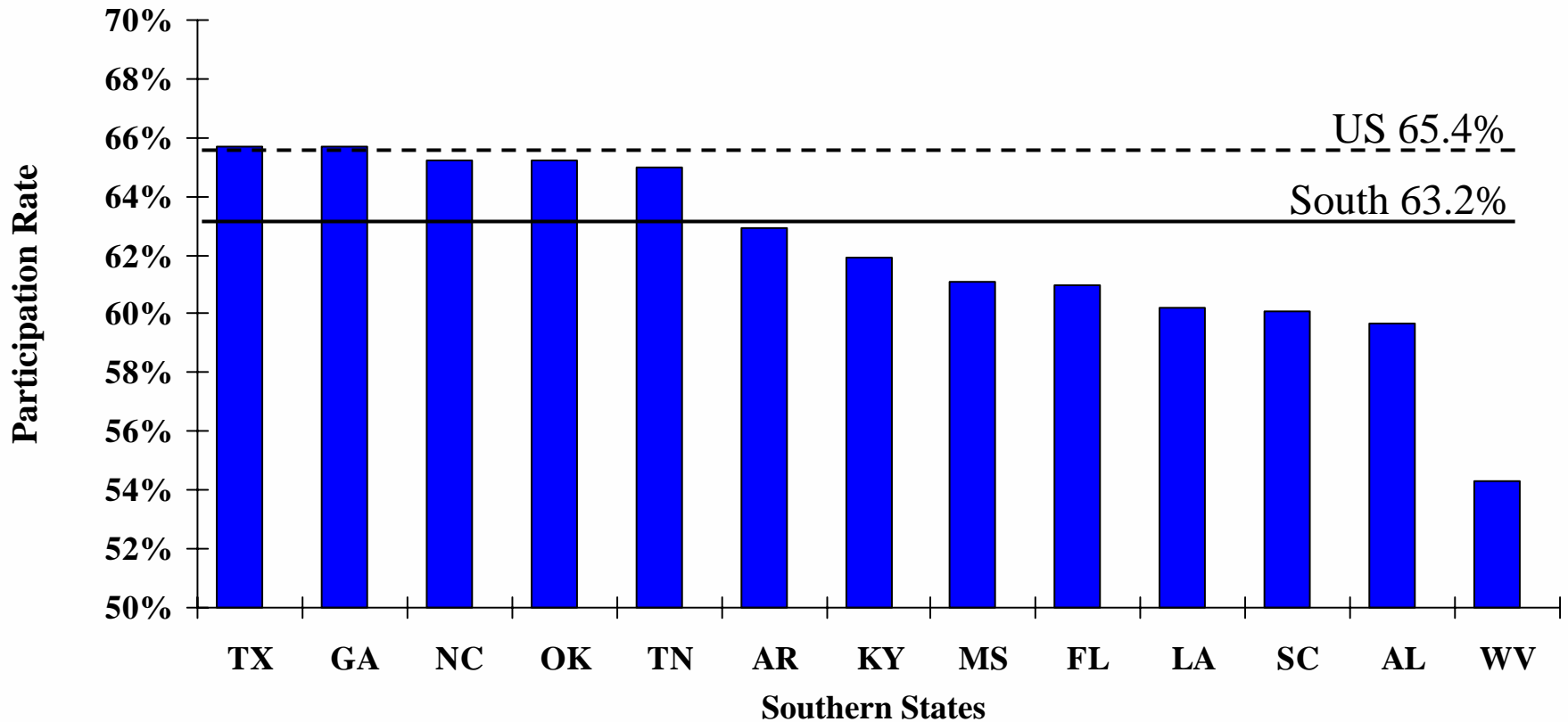
Labor Force Participation



Calculated from the Bureau of Labor Statistics and Census Bureau's Annual Demographic Survey, 2002

covering kids
& families

Labor Force Participation, Excluding Some Southern Region Border States

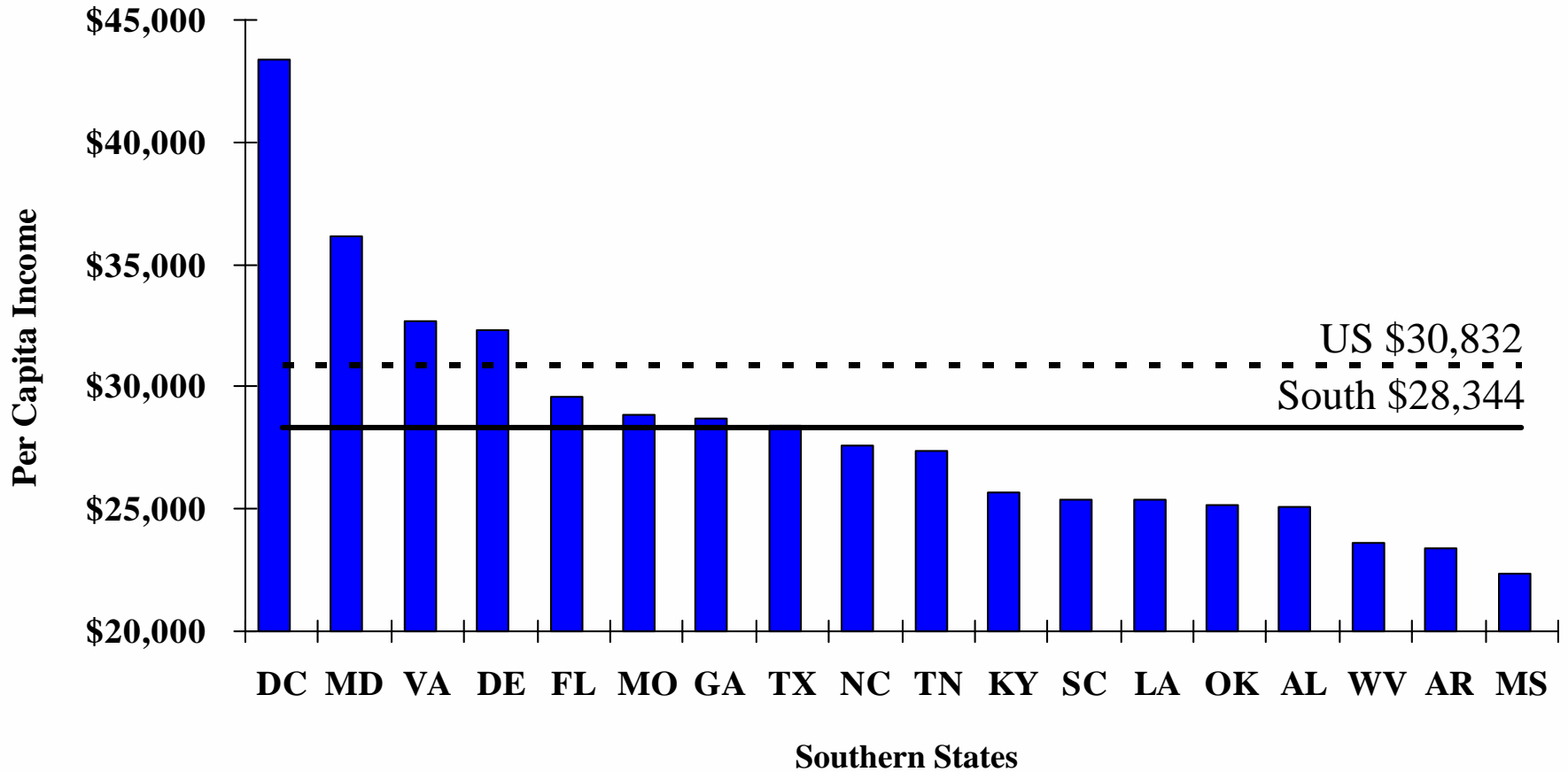


Calculated from the Bureau of Labor Statistics and Census Bureau's Annual Demographic Survey, 2002

*Excludes Delaware, Washington D.C., Maryland, Missouri and Virginia

covering kids
& families

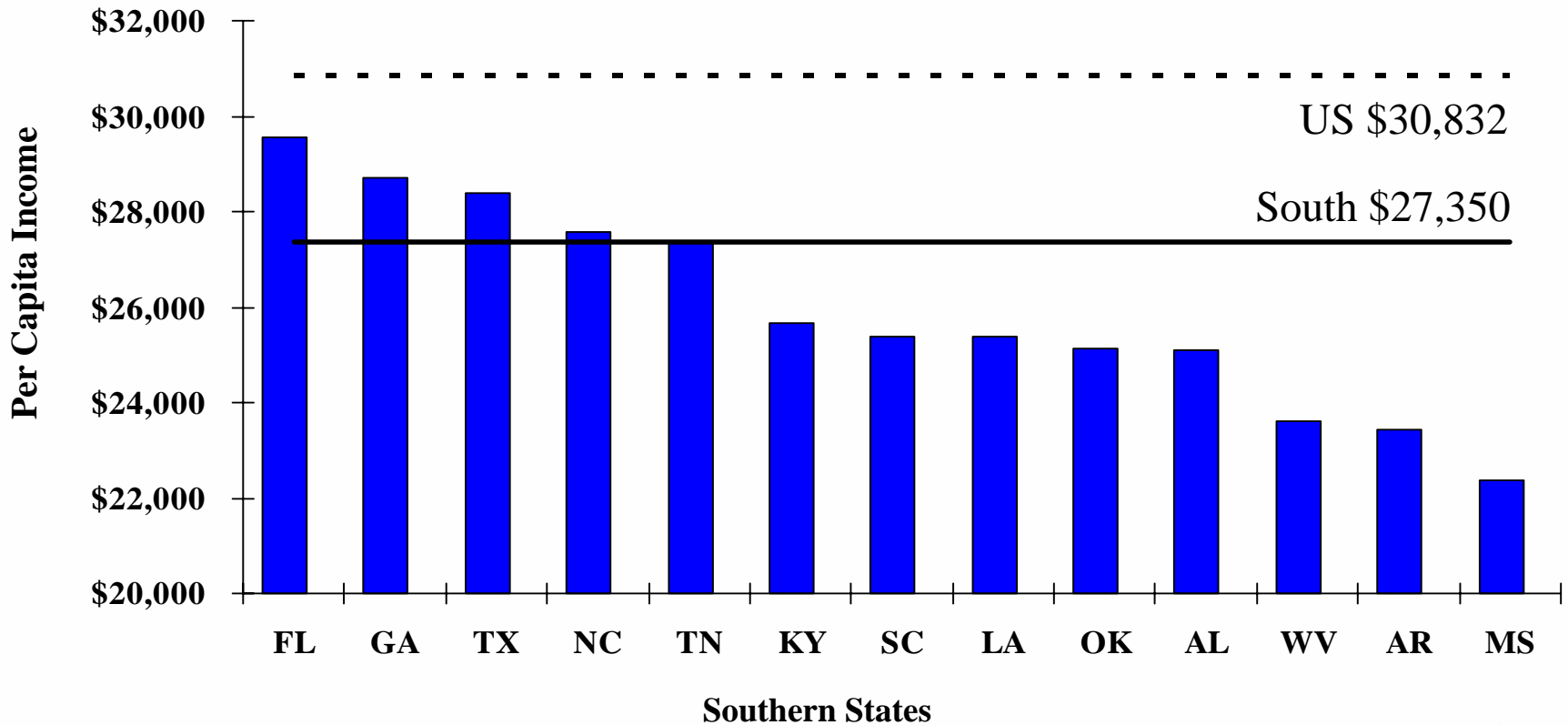
Southern Living Standards: Per Capita Income



Calculated from data provided by the U.S. Bureau of Economic Analysis for 2002

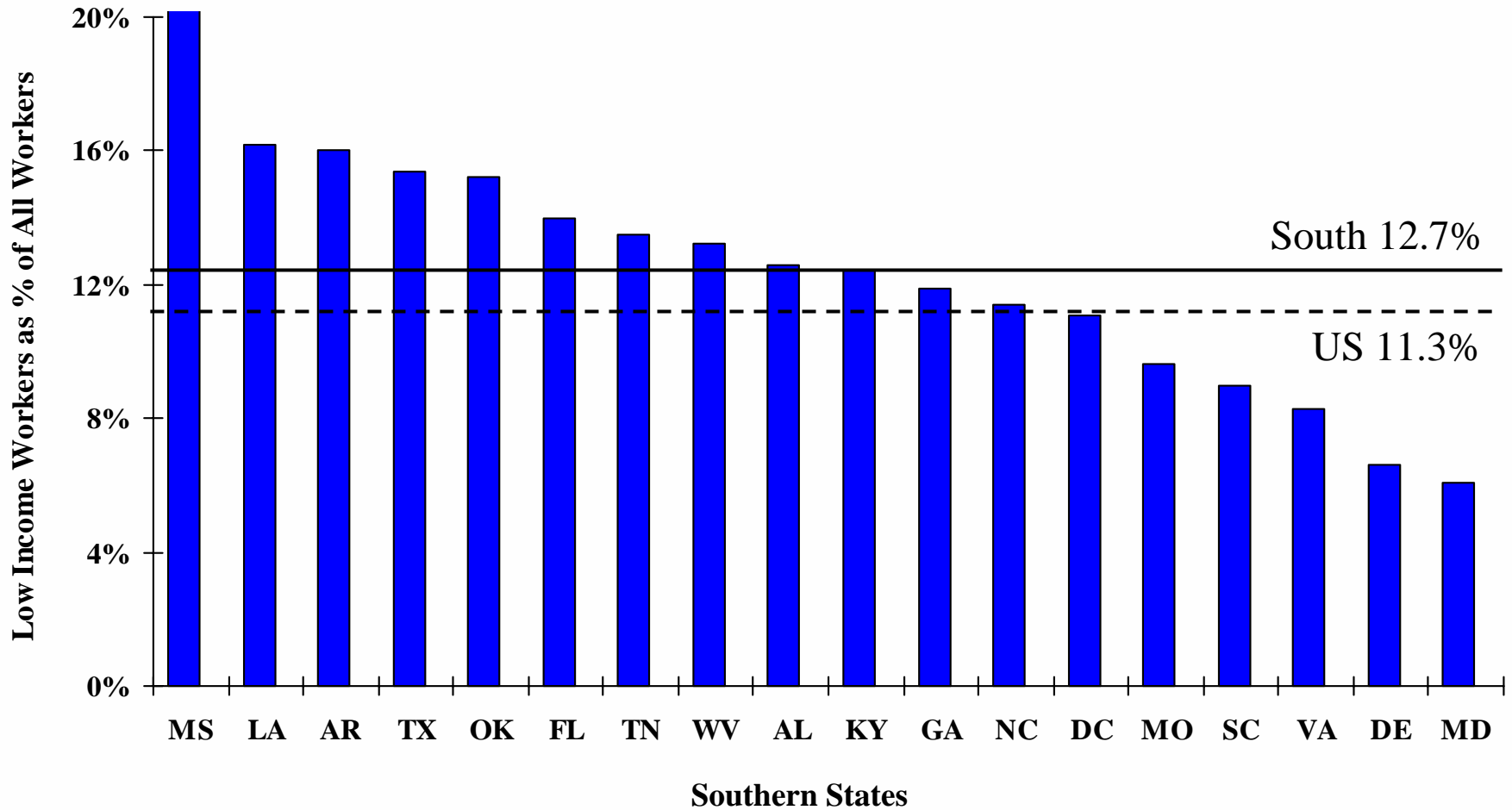
covering kids
& families

Southern Living Standards: Per Capita Income, Excluding Some Southern Region Border States



Calculated from data provided by the U.S. Bureau of Economic Analysis for 2002. *Excludes Delaware, Washington D.C., Maryland, Missouri and Virginia

Prevalence of Lower Income Workers

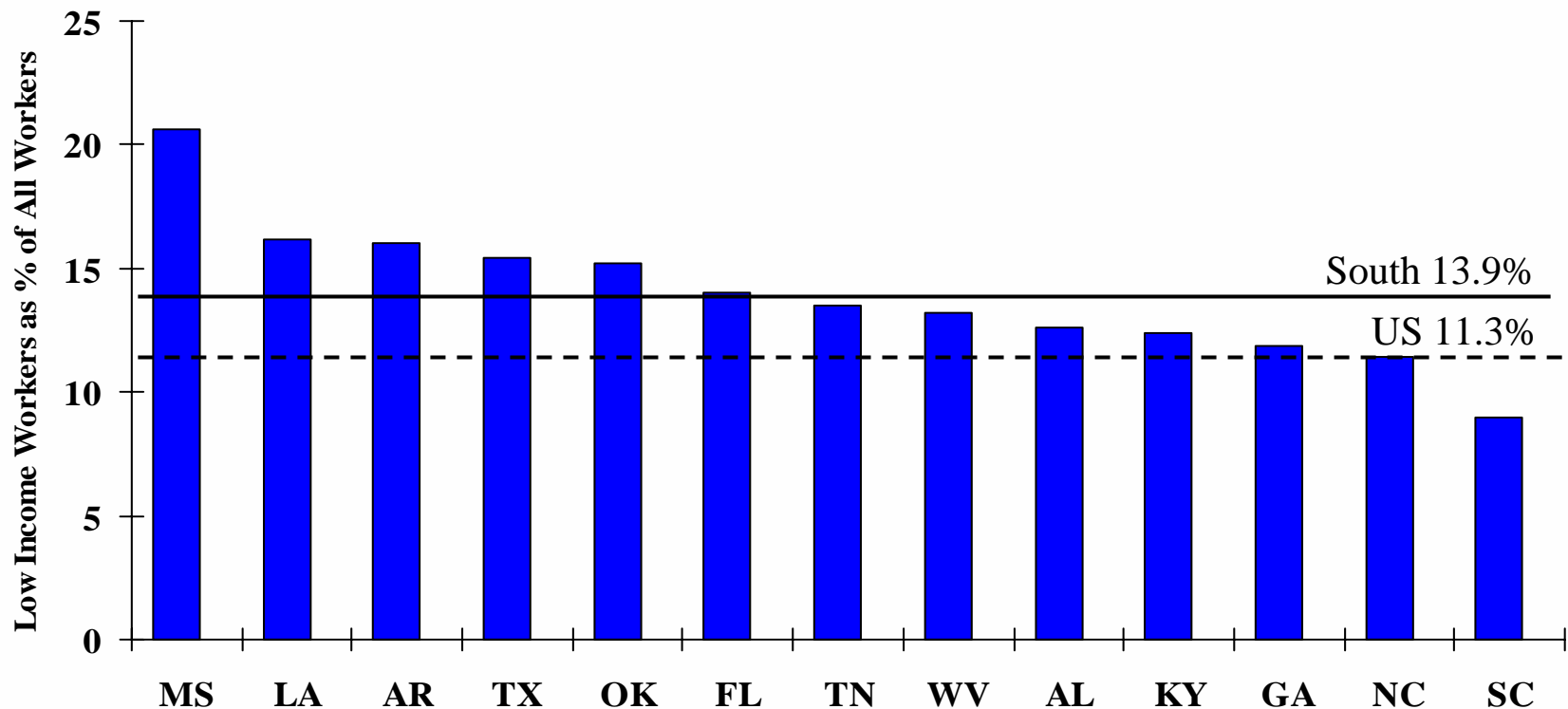


Calculated from the Bureau of Labor Statistics and Census Bureau's Annual Demographic Survey, 2002

Based on workers with total family income less than 150% of the official poverty level.

covering kids
& families

Prevalence of Lower Income Workers, Excluding Some Southern Region Border States

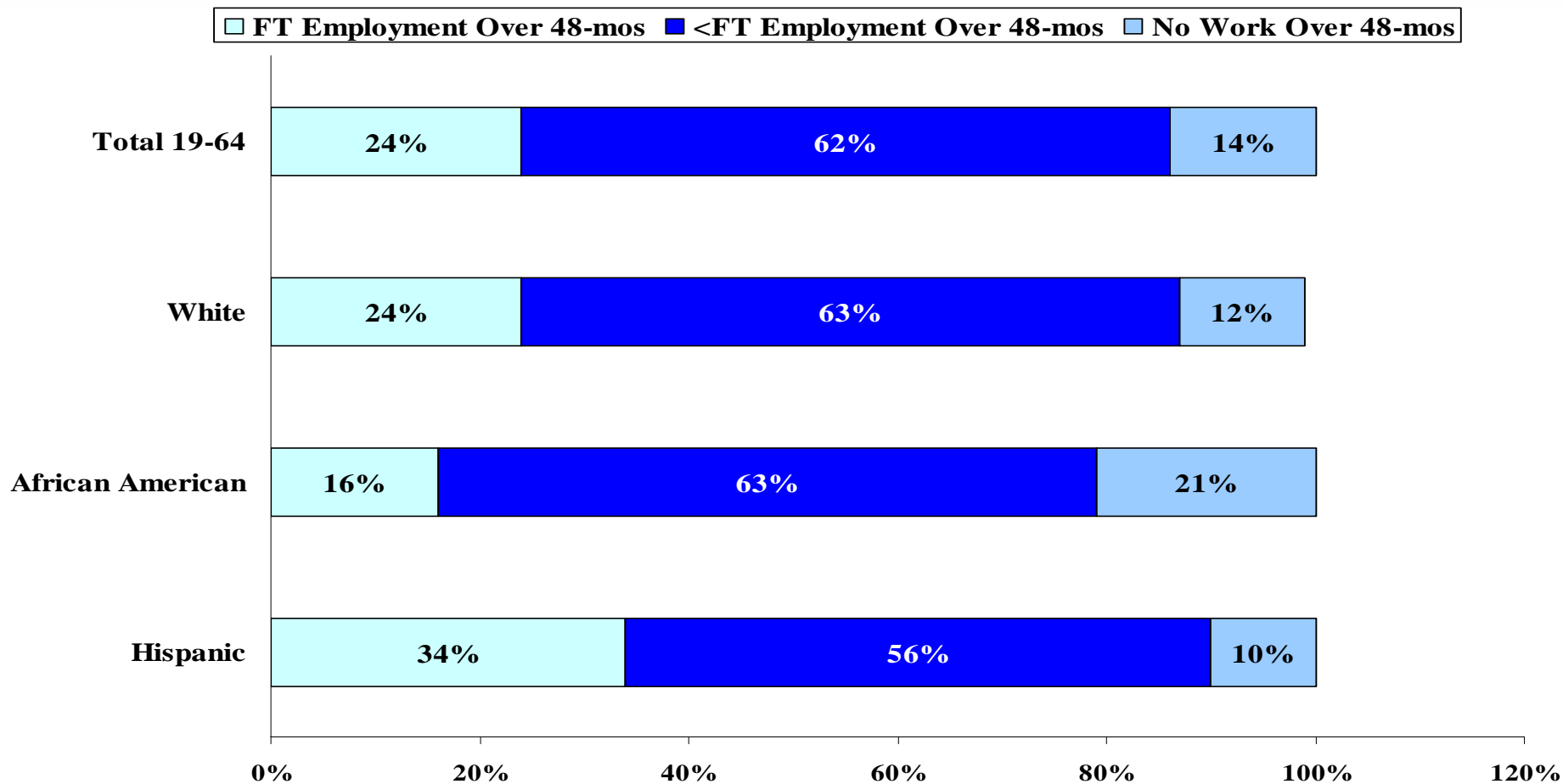


Calculated from the Bureau of Labor Statistics and Census Bureau's Annual Demographic Survey, 2002. Based on workers with total family income less than 150% of the official poverty level.

*Excludes Delaware, Washington D.C., Maryland, Missouri and Virginia

covering kids
& families

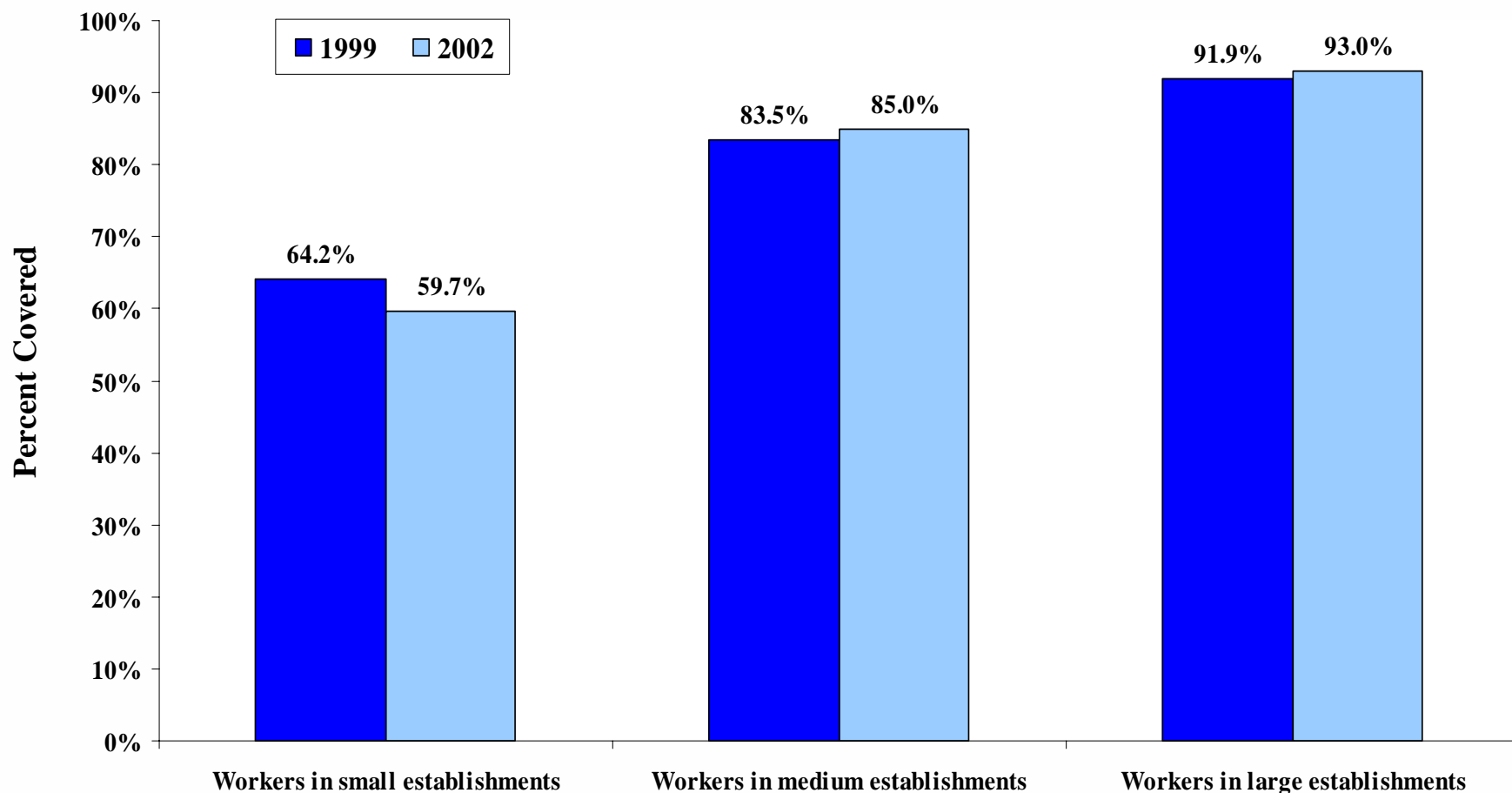
The Majority of Lower Income Adults Are in Working Families, But Employment is Unstable



Source: The Commonwealth Fund and Pennsylvania State University analysis of the 1996 panel of the Survey of Income and Program Participation.

covering kids
& families

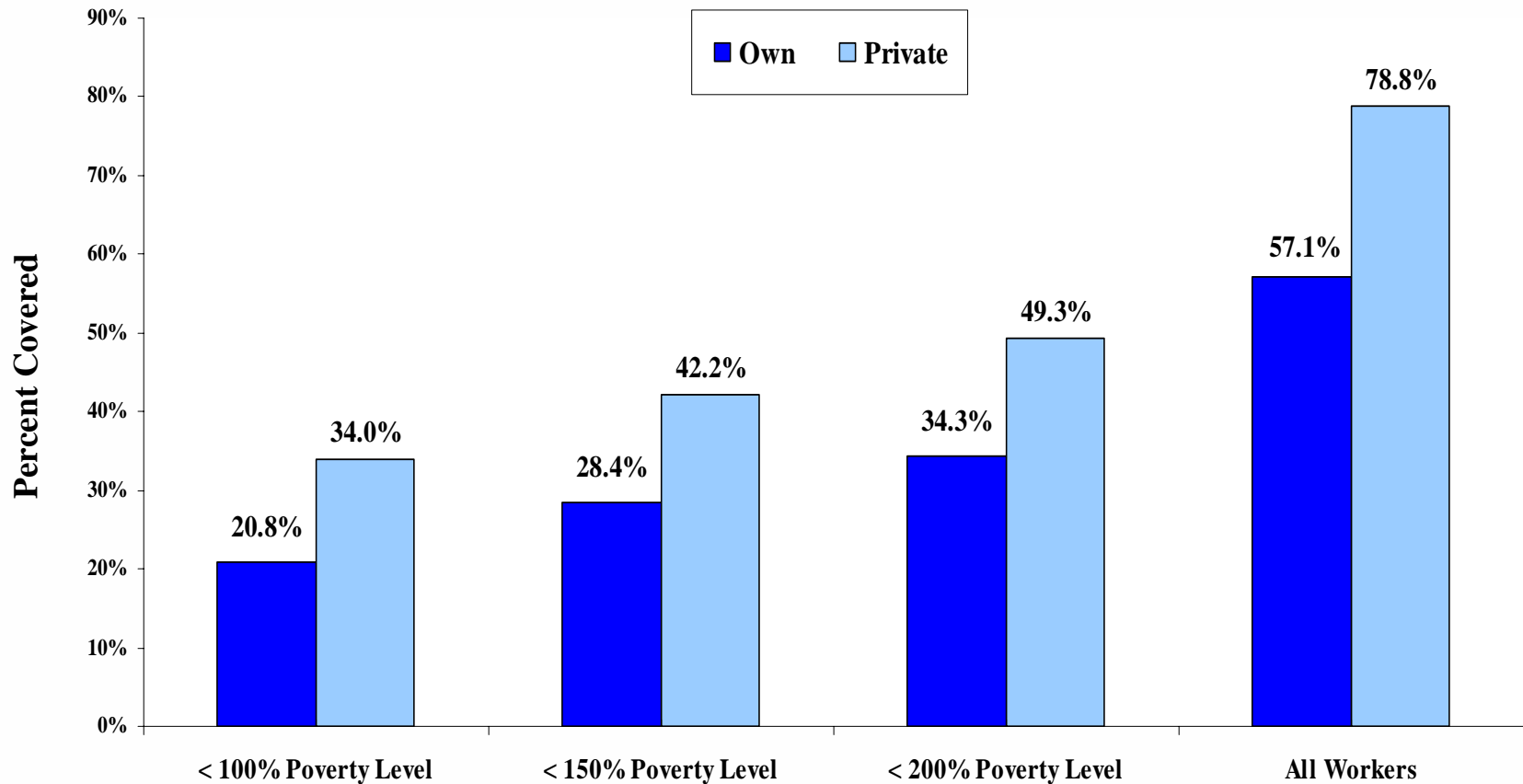
Rates of Employer-Sponsored Insurance, by Establishment Size, 1999 and 2002



Source: 1999 and 2002 National Survey of America's Families. Insurance coverage represents status at the time of the survey.

*covering kids
& families*

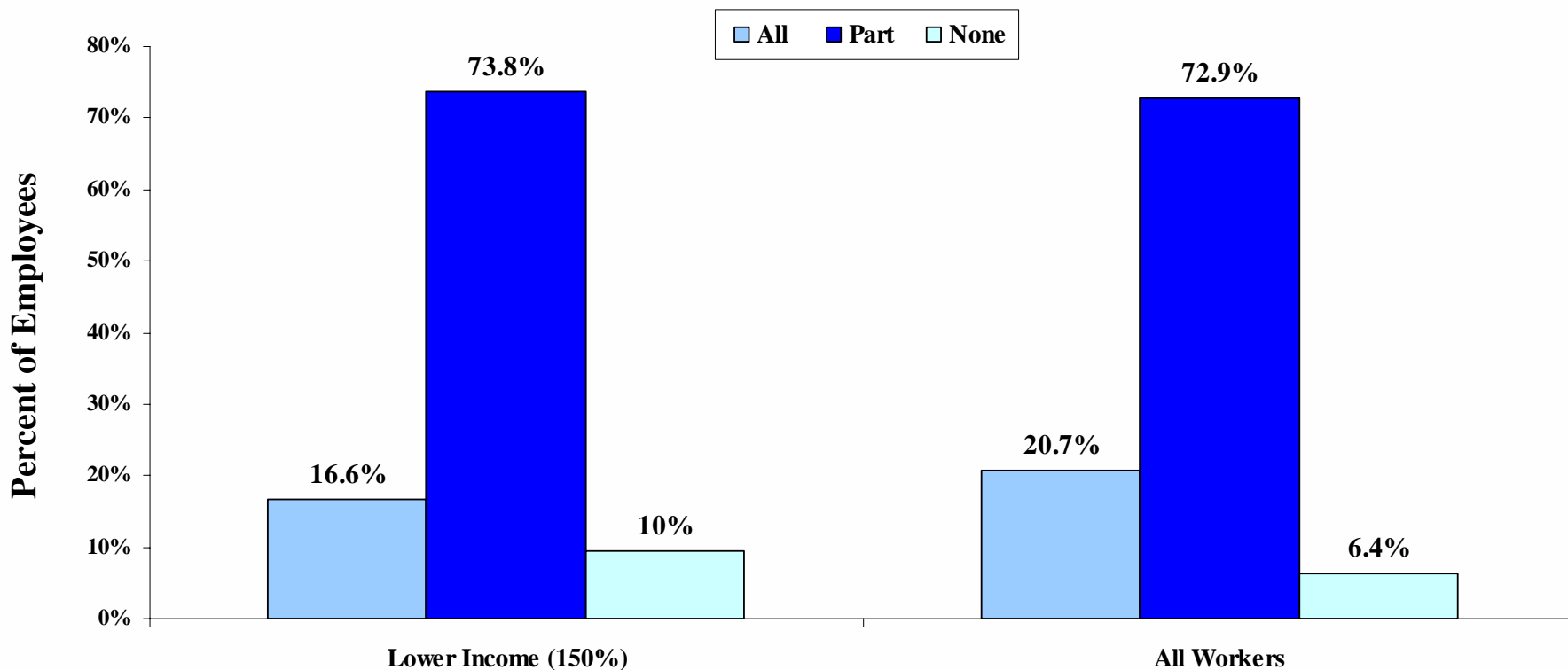
Employee and Private Health Coverage Rates for the South, 2001



Calculated from the Bureau of Labor Statistics and Census Bureau's Annual Demographic Survey, 2002

covering kids
& families

Employer Contribution to Health Insurance for Lower Income Workers and All Workers in the South, 2001



Calculated from the Current Population Survey March Supplement, 2002

covering kids
& families

Employer Contribution of Partial Payment for Health Insurance for Lower Income and All Workers, 2001

*Total Average Yearly Premium Cost = \$3,450
in the Southern Region*

Lower Income Workers (Less Than 150% FPL)		All Workers	
<i>Amount</i>	<i>Percent</i>	<i>Amount</i>	<i>Percent</i>
\$1,541	44.7%	\$2,360	68.4%

Calculated from the Current Population Survey March Supplement, 2002

*covering kids
& families*

Recap of Data and Audience Discussion

Public Health Coverage is Effective for Improving Access to Appropriate Care

- 24.1% of uninsured children had no usual source of care, compared to 6.1% of children covered by Medicaid.
- 8.3% of uninsured children did not receive or postponed care, compared to 2.5% of those on Medicaid.
- Children with Medicaid were 26% more likely than uninsured children to have a well-child visit.

Source: Covering Kids & Families report by Ellen O'Brien Ph.D. and Cindy Mann, J.D., "Maintaining the Gains: The Importance of Preserving Coverage in Medicaid and SCHIP." Health Policy Institute, Georgetown University, Washington, DC. June 2003.

[covering kids](#)
& families

Covering Kids & Families

Southern Region

Judi Cramer, MS
Southern Regional
Coordinator

Nancy P. Pursley, DHA, MPA
Deputy Director for
Program Operations

Jill Blair
Administrative
Assistant

★ = CKF Grantee

● = Liaison



*covering kids
& families*

Simplified Eligibility Systems at Application

- 5 states allow for self-declaration of income:
 - ✓ Arkansas
 - ✓ Florida
 - ✓ Georgia
 - ✓ Maryland
 - ✓ Oklahoma

Source: Southern Institute on Children and Families display of data from Donna Cohen Ross and Laura Cox, "Preserving Recent Progress on Health Coverage for Children and Families: New Tensions Emerge, A 50 State Update on Eligibility, Enrollment, Renewal and Cost-Sharing Practices in Medicaid and SCHIP." Kaiser Commission on Medicaid and the Uninsured. July 2003.

covering kids
& families

Simplified Eligibility Systems at Application

- 10 states have a joint application:

- | | |
|------------|------------------|
| ✓ Alabama | ✓ Mississippi |
| ✓ Florida | ✓ North Carolina |
| ✓ Georgia | ✓ Texas |
| ✓ Kentucky | ✓ Virginia |
| ✓ Maryland | ✓ West Virginia |

Source: Southern Institute on Children and Families display of data from Donna Cohen Ross and Laura Cox, "Preserving Recent Progress on Health Coverage for Children and Families: New Tensions Emerge, A 50 State Update on Eligibility, Enrollment, Renewal and Cost-Sharing Practices in Medicaid and SCHIP." Kaiser Commission on Medicaid and the Uninsured. July 2003.

covering kids
& families

Simplified Eligibility Systems at Application

- 14 states and DC have no face-to-face interview:
 - ✓ Alabama
 - ✓ Arkansas
 - ✓ District of Columbia
 - ✓ Florida
 - ✓ Georgia
 - ✓ Louisiana
 - ✓ Maryland
 - ✓ Mississippi
 - ✓ Missouri
 - ✓ North Carolina
 - ✓ Oklahoma
 - ✓ South Carolina
 - ✓ Texas
 - ✓ Virginia
 - ✓ West Virginia

Source: Southern Institute on Children and Families display of data from Donna Cohen Ross and Laura Cox, "Preserving Recent Progress on Health Coverage for Children and Families: New Tensions Emerge, A 50 State Update on Eligibility, Enrollment, Renewal and Cost-Sharing Practices in Medicaid and SCHIP." Kaiser Commission on Medicaid and the Uninsured. July 2003.

[covering kids](#)
& families

Simplified Eligibility Systems at Application

- 15 states and DC have no asset test:
 - ✓ Alabama
 - ✓ Arkansas
 - ✓ District of Columbia
 - ✓ Florida
 - ✓ Georgia
 - ✓ Kentucky
 - ✓ Louisiana
 - ✓ Maryland
 - ✓ Mississippi
 - ✓ Missouri
 - ✓ North Carolina
 - ✓ Oklahoma
 - ✓ South Carolina
 - ✓ Tennessee
 - ✓ Virginia
 - ✓ West Virginia

Source: Southern Institute on Children and Families display of data from Donna Cohen Ross and Laura Cox, "Preserving Recent Progress on Health Coverage for Children and Families: New Tensions Emerge, A 50 State Update on Eligibility, Enrollment, Renewal and Cost-Sharing Practices in Medicaid and SCHIP." Kaiser Commission on Medicaid and the Uninsured. July 2003.

Simplified Eligibility Systems at Renewal

- 12 states and DC renew coverage every 12 months:
 - ✓ Alabama
 - ✓ Arkansas
 - ✓ District of Columbia
 - ✓ Georgia
 - ✓ Kentucky
 - ✓ Louisiana
 - ✓ Maryland
 - ✓ Mississippi
 - ✓ Missouri
 - ✓ North Carolina
 - ✓ South Carolina
 - ✓ Virginia
 - ✓ West Virginia

Source: Southern Institute on Children and Families display of data from Donna Cohen Ross and Laura Cox, "Preserving Recent Progress on Health Coverage for Children and Families: New Tensions Emerge, A 50 State Update on Eligibility, Enrollment, Renewal and Cost-Sharing Practices in Medicaid and SCHIP." Kaiser Commission on Medicaid and the Uninsured. July 2003.

The logo for "covering kids & families" features the words "covering kids" in a blue sans-serif font, with "kids" in red. Below it, "& families" is written in a blue, lowercase, sans-serif font.

Simplified Eligibility Systems at Renewal

- 6 states have 12 months continuous eligibility:
 - ✓ Alabama
 - ✓ Louisiana
 - ✓ Mississippi
 - ✓ North Carolina
 - ✓ South Carolina
 - ✓ West Virginia

Source: Southern Institute on Children and Families display of data from Donna Cohen Ross and Laura Cox, "Preserving Recent Progress on Health Coverage for Children and Families: New Tensions Emerge, A 50 State Update on Eligibility, Enrollment, Renewal and Cost-Sharing Practices in Medicaid and SCHIP." Kaiser Commission on Medicaid and the Uninsured. July 2003.

covering **kids**
& families

Simplified Eligibility Systems at Renewal

- 15 states and DC have no face-to-face interview:

- ✓ Alabama
- ✓ Arkansas
- ✓ District of Columbia
- ✓ Florida
- ✓ Georgia
- ✓ Kentucky
- ✓ Louisiana
- ✓ Maryland
- ✓ Mississippi
- ✓ Missouri
- ✓ North Carolina
- ✓ Oklahoma
- ✓ South Carolina
- ✓ Texas
- ✓ Virginia
- ✓ West Virginia

Source: Southern Institute on Children and Families display of data from Donna Cohen Ross and Laura Cox, "Preserving Recent Progress on Health Coverage for Children and Families: New Tensions Emerge, A 50 State Update on Eligibility, Enrollment, Renewal and Cost-Sharing Practices in Medicaid and SCHIP." Kaiser Commission on Medicaid and the Uninsured. July 2003.

[covering kids](#)
& families

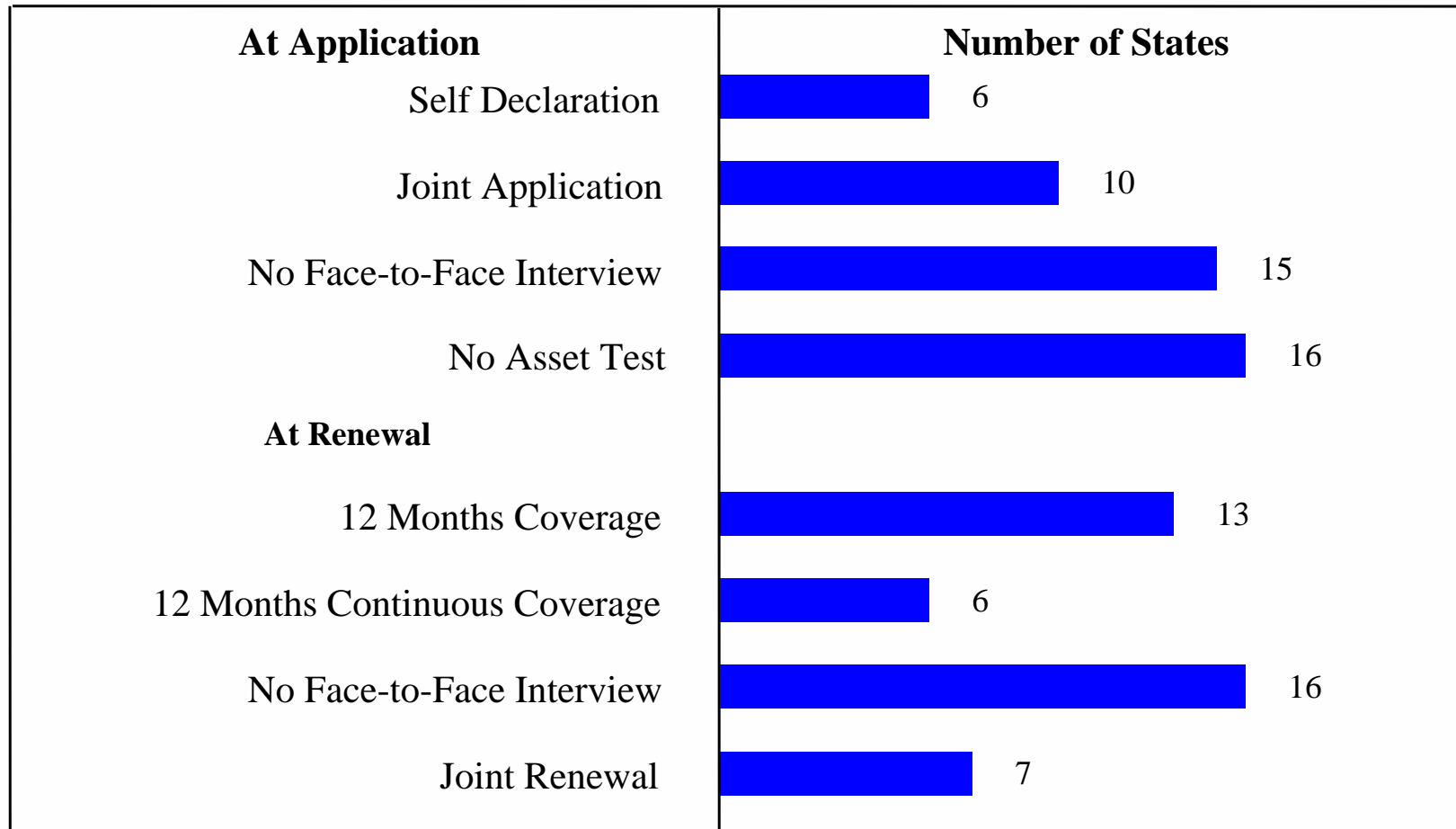
Simplified Eligibility Systems at Renewal

- 7 states have a joint renewal form:
 - ✓ Georgia
 - ✓ Kentucky
 - ✓ Maryland
 - ✓ Mississippi
 - ✓ North Carolina
 - ✓ Virginia
 - ✓ West Virginia

Source: Southern Institute on Children and Families display of data from Donna Cohen Ross and Laura Cox, "Preserving Recent Progress on Health Coverage for Children and Families: New Tensions Emerge, A 50 State Update on Eligibility, Enrollment, Renewal and Cost-Sharing Practices in Medicaid and SCHIP." Kaiser Commission on Medicaid and the Uninsured. July 2003.

covering kids
& families

Summary of Simplified Eligibility Systems for the Southern Region



Source: Southern Institute on Children and Families display of data from Donna Cohen Ross and Laura Cox, "Preserving Recent Progress on Health Coverage for Children and Families: New Tensions Emerge, A 50 State Update on Eligibility, Enrollment, Renewal and Cost-Sharing Practices in Medicaid and SCHIP." Kaiser Commission on Medicaid and the Uninsured. July 2003.



Covering Kids & Families in the South




- Fiesta grocery store events - TX
- Faith-based food pantry statewide network - AR
- Workplace outreach coordinated through school superintendent - GA

covering kids
& families

Covering Kids & Families in the South

Simplification



- Ex parte review process - LA
- Joint application with the Food Stamp program - NC
- Renewals via phone - AR, GA, LA, OK
- Presumptive Eligibility - MO

*covering kids
& families*

Covering Kids & Families in the South

Coordination



- No waiting period to move between private and SCHIP – DC, LA, MS, NC, OK, SC, TN
- Flow chart on process for transitioning between Medicaid and SCHIP - FL
- Regulation changes to coordinate Medicaid and SCHIP – GA, KY, VA

*covering kids
& families*

Audience Discussion



covering kids
& families

<http://coveringkidsandfamilies.org>

Covering Kids & Families is a national program supported by The Robert Wood Johnson Foundation with direction provided by the Southern Institute on Children and Families (www.thesoutherninstitute.org).